

TrackMaster OH-C

Openhole whipstock and cementing system

APPLICATIONS

- Isolating pilot holes
- Drilling medium-to-hard formations
- Kicking off without a cement plug
- Landing laterals and horizontals

BENEFITS

- Maximizes probability of successful sidetracking in one trip
- Saves rig time with faster run-in-hole speed and cement pump rate
- Eliminates the time waiting for cement to cure

FEATURES

- Special fine-grain alloy steel whip deflector to control kickoff depth and direction
- Deflection provided by a bit-friendly steel ramp
- Hydraulically set expandable anchor with triaxial steel slips
- Torque transmission through running tool
- Anchor slip design

Cement plug sidetracking

The TrackMaster OH-C* openhole whipstock and cementing system circumvents all obstacles that are encountered with conventional cement plug sidetracking. The system facilitates landing a lateral while cementing the lower zones, increasing the likelihood of sidetracking on the first attempt. A bit-friendly steel ramp provides a positive means of controlling the kickoff depth and direction, eliminating the uncertainty of kicking off with a cement plug. The ramp design also lowers bending stresses in the drilling assembly.


The TrackMaster OH-C system pumps cement through the whipstock. The whipstock creates clean, smooth transitions for directional and horizontal applications.

The system's expandable anchor technology has triaxial steel slips that span multiple hole sizes and optimize placement at specific depths. Immediate sidetracking eliminates the time spent waiting for cement to cure.

How it works

The process, which increases operational reliability, involves:

- running in hole with the whipstock and expandable anchor at approximately 2 min/stand
- orienting the whip, dropping the first ball, and hydraulically setting the anchor at the optimal depth with the anchor firmly gripping the borehole
- rupturing the burst barrel to establish communication with the annulus
- releasing the stinger from the whipstock and the anchor through a ball-activated release collet assembly
- pumping cement through the whipstock, unseating the stinger, and pulling out of hole
- immediately running in with the directional drilling BHA to establish the desired borehole trajectory and drill ahead.




TrackMaster OH-C openhole whipstock and cementing system full assembly (left) and the cement stinger (right) as it is pulled out of hole.


TrackMaster OH-C

SPECIFICATIONS

Tool Series	Openhole Range, in. [mm]	Expandable Anchor		Whipstock Assembly		Activation Ball Diameter	
		Tool Size, in. [mm]	Body OD, in. [mm]	Body OD, in. [mm]	Slide OD, in. [mm]	Anchor Setting, in. [mm]	Collet Release, in. [mm]
6000	6.13 – 6.75 [155.70 – 171.45]	7 x 9 ⁵ / ₈ [177.80 x 244.48]	5.76 [146.30]	5.75 [146.05]	5.38 [136.65]	0.50 [12.70]	0.88 [22.35]
8000	8.5 – 8.75 [215.90 – 222.25]	9 ⁵ / ₈ x 13 ³ / ₈ [244.48 x 346.08]	8.19 [208.03]	8.0 [203.20]	7.53 [191.26]	0.75 [19.05]	1.25 [31.75]
12000	12.25 – 12.50 [311.15 – 317.50]	13 ³ / ₈ x 20 [346.08 x 508]	11.94 [303.28]	11.94 [303.28]	11.38 [289.05]	1.00 [25.40]	1.25 [31.75]



Collet latched



Collet released



The TrackMaster OH-C is designed with a collet assembly, enhancing its strength and reliability. The collet cannot disconnect unless the ball is dropped. When the ball drops in the collet assembly, it releases the cementing stinger, and allows the whipstock to operate effectively in poor hole conditions and in extended lengths of drillpipe to run below the anchor.

The hydraulically set expandable anchor enables kickoff at a specific depth and allows immediate sidetracking without waiting for cement to cure.